



6.4 BEST PRACTICSE EXAMPLES FOR TEAM AND NON-TEAM WEAR ATTIRE LOGO PLACEMENT: UPPER BODY




NMP LOGO PLACEMENT EXAMPLE:
UPPER BODY ATTIRE - TONE-ON-TONE
SUBLIMATED NMP LOGO



NMP LOGO PLACEMENT EXAMPLE:
UPPER BODY ATTIRE - TONE-ON-TONE
EMBROIDERED NMP LOGO



NMP LOGO PLACEMENT EXAMPLE:
UPPER BODY ATTIRE -
SUBLIMATED NMP LOGOs



NMP LOGO PLACEMENT EXAMPLE:
UPPER BODY ATTIRE -
EMBROIDERED NMP LOGO



NMP LOGO PLACEMENT EXAMPLE:
UPPER BODY ATTIRE - EMBROIDERED



NMP LOGO PLACEMENT: UPPER BODY
APPAREL SUBLIMATED

NMP LOGO PLACEMENT EXAMPLES



NMP LOGO PLACEMENT EXAMPLE: UPPER BODY ATTIRE - RIGHT SLEEVE SUBLIMATED



NMP LOGO PLACEMENT EXAMPLE: UPPER BODY ATTIRE - RIGHT SLEEVE TONE-ON-TONE SUBLIMATED



NMP LOGO PLACEMENT EXAMPLE: UPPER BODY ATTIRE - RIGHT SLEEVE SUBLIMATED



NMP LOGO PLACEMENT EXAMPLE: UPPER BODY ATTIRE - OUTERWEAR TONE-ON-TONE

NMP LOGO PLACEMENT EXAMPLES



NMP LOGO PLACEMENT EXAMPLE: LOWER BODY ATTIRE
EMBROIDERED, TONE-ON-TONE & FULL COLOUR SUBLIMATED



NMP LOGO PLACEMENT EXAMPLES: HEADWEAR

7. OUTERWEAR ATTIRE

Outerwear Attire is classified as:

- knitwear
- rainwear

7.1 OUTERWEAR ATTIRE LOGO PLACEMENT

7.1.1 RIGHT CHEST AREA

The NMP Logo placement for Outerwear Attire is mandatory for Team Wear and Non-Team Wear Attire in Pennant, Championship Events and Other Tournaments.

The NMP Logo must be placed on the right chest area of Outerwear Attire.

Please refer to 4. NMP LOGO APPEARANCE for minimum and maximum logo production sizing.

Licensed Manufacturers must reproduce the NMP Logo in a balanced manner when other logos appear on the garment.

7.2 BEST PRACTISE EXAMPLES FOR OUTERWEAR ATTIRE



8. SOCKS

Includes all socks and anklet socks.

8.1 SOCK LOGO PLACEMENT

8.1.1 TOP AREA OF SOCK

When socks are worn with trousers, the NMP Logo is optional.

When socks are worn with pedal pushers, culottes, shorts, skirts, skorts, dresses etc the NMP Logo must appear on the top area of the sock.

When anklet socks are worn with pedal pushers, culottes, shorts, skirts, skorts, dresses etc the NMP Logo placement is optional, socks not displaying the NMP Logo must be blank.

Minimum NMP Logo representation: 3cm when measured from the bottom left to the bottom right of the logo.

Licensed Manufacturers must reproduce the NMP Logo in a balanced manner, especially when other logos appear on the garment.



NMP LOGO DESIGN
MINIMUM 3CM WIDE

8.2 BEST PRACTICE EXAMPLES FOR SOCKS



9. HEADWEAR

Headwear is classified as hats without hat bands, caps, bucket hats, visors and knitted hats.

9.1 HEADWEAR LOGO PLACEMENT

9.1.1 FRONT OR SIDE OF HEADWEAR

The NMP Logo placement on Headwear is mandatory in Pennant, Championship Events and Other Tournaments.

The NMP Logo must appear on the front or side of all Headwear, except on hats with a hat band (pictured right), where no NMP Logo is required.

Please refer to 4. NMP LOGO APPEARANCE for minimum and maximum logo production sizing.

If the club, state, territory event or sponsor name or logo is placed on the front of the Headwear, the NMP Logo should appear on either side of the Headwear.

Licensed Manufacturers must reproduce the NMP Logo in a balanced manner when other logos appear on the item.



10. MANUFACTURER RECOGNITION

10.1 UPPER BODY ATTIRE

Upper Body Attire includes shirts, tops, blouses, t-shirts, jackets and vests.

Manufacturers may place their logo on one sleeve of the garment, or on the back of the garment in the back neck area or on the front of the garment under the placket. The Manufacturer's logo must not exceed an area of 18cm² (or 6cm x 3cm) in any of these positions.

Manufacturers may also place their logo on a pip tag in the side seam of Upper Body Attire, providing that the pip tag is no larger than a total area of 4cm² (or 2cm x 2cm).

10.2 LOWER BODY ATTIRE

Lower Body Attire includes pants, trousers (belt, elastic or draw string waist), pedal pushers, culottes, shorts, skirts, skorts, slack suits, skirt suits, dresses etc.

Manufacturers may place their logo immediately above the back left pocket or front left below pocket in an area no greater than 18cm² (or 6cm x 3cm).

Manufacturers may also place their logo on a pip tag in the side seam of Lower Body Attire, providing that the pip tag is no larger than a total area of 4cm² (or 2cm x 2cm).

10.3 OUTERWEAR ATTIRE

Outerwear Attire includes knitwear, rainwear, wind jackets and windcheaters.

Licensed Manufacturers may place their logo on one sleeve of the garment, or on the back of the garment in the back neck area or on the front of the garment under the placket. The manufacturer's logo must not exceed an area of 18cm² (or 6cm x 3cm) in any of these positions.

Licensed Manufacturers may also place their logo on a pip tag in the side seam of outerwear, providing that the pip tag is no larger than a total area of 4cm² (or 2cm x 2cm).


10.4 HEADWEAR

Headwear includes hats without hat bands, caps, bucket hats, visors and knitted hats.

Licensed Manufacturers may place their logo on one side of the Headwear or on the back centre position or on the front of centre position or on one side of the peak of the Headwear. The manufacturer logo must not exceed an area of 12cm² (or 4cm x 3cm).

10.5 WOVEN AND SCREEN PRINTED LABELS

BA's Licensed Manufacturer's must affix branded Woven or Screen Printed Labels on all new garments and headwear clearly displaying the Licensed Manufacturer's name and/or logo ensuring peace-of-mind to all bowls members.



11. BOWLERS ARMS

The Bowlers Arm category also forms part of the NMP Logo Policy and only approved BA Licensed Manufacturers are able to produce Bowlers Arms for use in Pennant, Championship Events and Other Tournaments.

A Bowlers Arm is designed to assist a bowler who cannot continue to bowl without the aid of the artificial device. Typically they are used where a person has hip/knee complaints which restrict their ability to bend down to deliver the bowl correctly.

An affiliated member must gain prior approval to use a Bowlers Arm by contacting their affiliated STA. Once approved, the member can use their Bowlers Arm in any competition within Australia.

There are a number of Bowlers Arm's approved by BA's National Officiating Advisory Group (NOAG) for players to use. Each device is manufactured in several lengths and some include varying release mechanisms.

Each bowlers arm must display the approved BA Licensed Manufacturer hologram foil (displayed right). The stickers are produced by BA and sent to each manufacturer when required.



For more information or to find a list of approved Licensed Manufacturers, go to www.bowls.com.au.



BOWLERS ARM

12. COMPLIANCE

Participants who gain entry into BA sanctioned Pennant, Championship Events and Other Tournaments must have the NMP Logo on all garments worn on the green during competition.

Competitor compliance is managed by the Controlling Body in accordance with the event Conditions of Play.

BA event Conditions of Play are available upon entry into an event or via the BA website (www.bowls.com.au) and are also prominently displayed at all events. All competitors are encouraged to refer to the Conditions of Play where further information on compliance can be attained.

12.1 COMPLIANCE TABLE

GARMENT	NMP LOGO
Team Wear: Upper and Lower Body Attire	Compulsory
Non-Team Wear: Upper and Lower Body Attire	Compulsory
Outerwear	Compulsory
Socks (please refer to sock section for interpretation when worn with long pants and anklet socks)	Compulsory
Headwear (except hats with hat bands)	Compulsory

12.2 STATE AND TERRITORY (STA) COMPLIANCE

For all affiliated STA Pennant, Championship Events and Other Tournaments, competitors must comply in accordance with the Controlling Bodies' dress regulations and Conditions of Play.

13. EXCEPTIONAL CIRCUMSTANCES

There may be exceptional circumstances where Pennant, Championship Events and Other Tournaments bowlers are unable to comply with the NMP Logo Policy due to medical or religious grounds.

Those seeking approval under the exceptional circumstances category must submit their request in writing to their applicable STA, including supporting documents for non-compliance. The STA will provide written approval for any exemption. This written approval must be provided by the participant to the Controlling Body on request.

Approval for exceptional circumstances is granted at the discretion of the applicable STA in conjunction with BA. Each STA in conjunction with BA reserves the right to approve or deny an application at their absolute discretion. In exceptional circumstance where factors contribute to non-compliance on the day of an event, bowlers must seek permission to wear non-complaint attire with the Controlling Body.

CONTACT DETAILS



BOWLS AUSTRALIA LTD
281 Darebin Road
THORNBURY VIC 3071

Postal address:
PO Box 52
NORTHCOTE VIC 3070

Phone: 03 9480 7100 Fax: 03 9495 0194

Email: admin@bowls.com.au Website: www.bowls.com.au

All NMP enquiries should be directed to:

Licensing, Products and Partnerships Coordinator
PO Box 52, Northcote VIC 3070
P: 03 9480 7100 F: 03 9495 0194
E: admin@bowls.com.au

STATE AND TERRITORY ASSOCIATIONS

